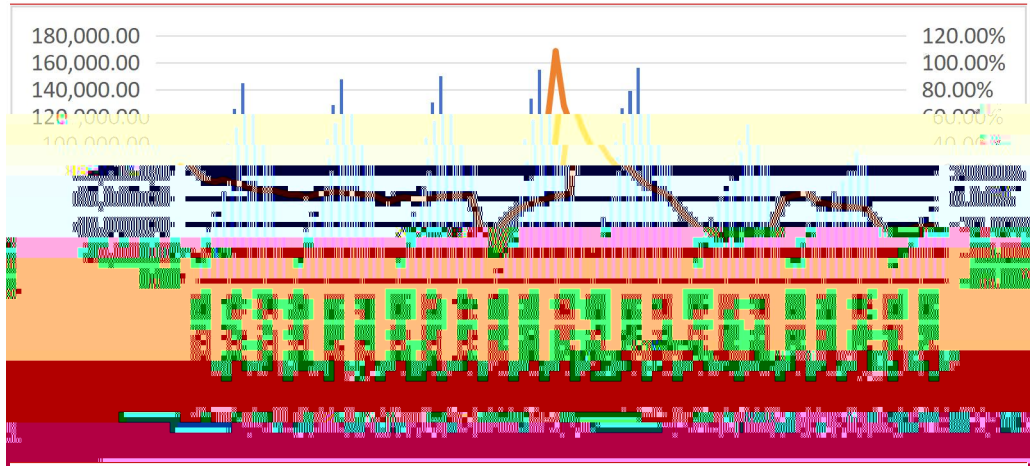


2024 8

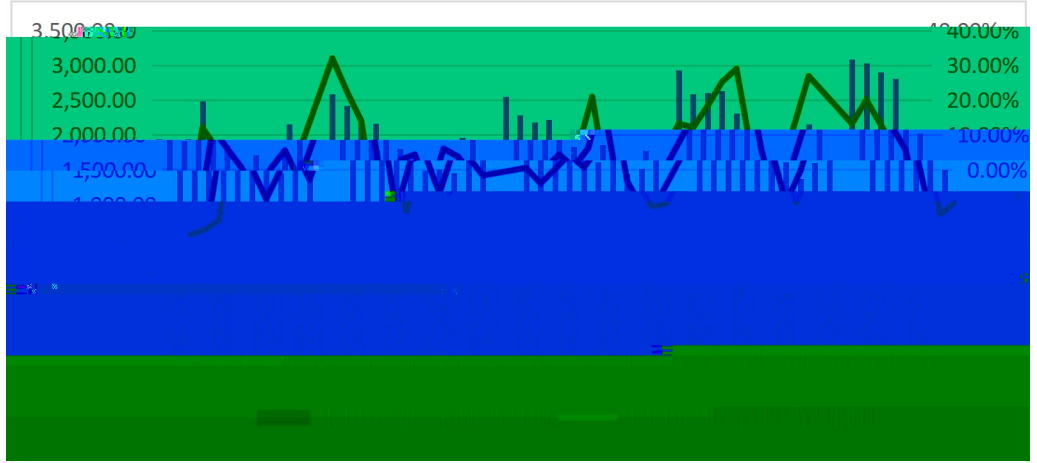
12.6%	12.3%
33.9%	22.2%
17.0%	24.4%

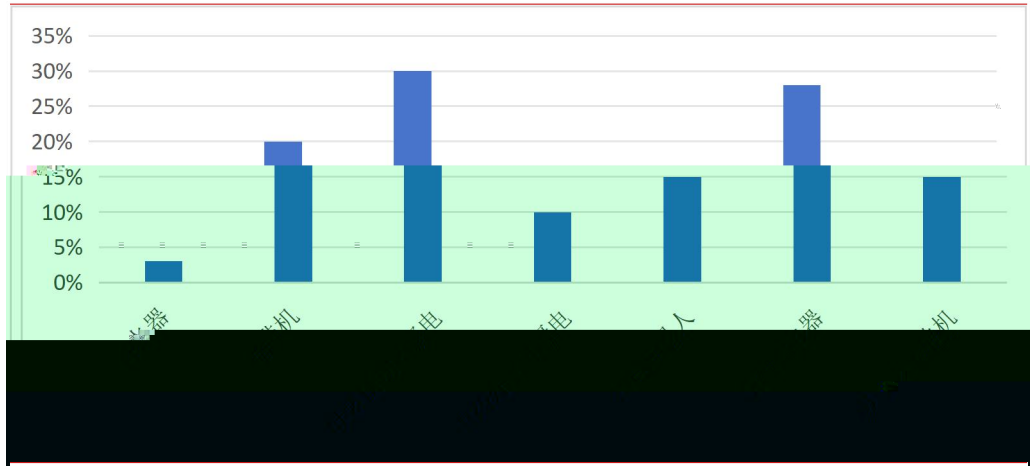


w nd

	2024	8
1177.10		3.39%
1306.01		7.31%
754.30		5.42%
551.71	31.49%	8

2024	8	
21.5%	20.8%	
0.5%		8
		27%
0.3%	4125	
		27.7%
		2108





w nd

	2024H1	2024H1	2024H1	2024H1	TTM
		%		%	

8


2024

“ ”

1

2

3



" "

www.s10000.com

---	6	20%	
---	6	-20%—20%	
---	6	20%	
---	6		10%
---	6	-10%—10%	
---	6		10%
---	6		15%
---	6	5%—15%	
---	6	-5%—5%	
---	6	5%—15%	
---	6		15%

" " 0